


Art and Craft

Class – II

Choose any **two ideas** of your choice to show your creativity. You may take the help of internet under the guidance of your parents to decorate it.


1. Bird House: Use ice cream sticks / coconut shells / plastic Bottles or container etc




2. Flower Pot using plastic bottles: You may use old newspaper / threads/ coloured tapes / old cloth/ etc



3. Flowers for your pot: You may use egg tray / plastic spoon/ plastic bottle etc



4. Photo Frame: You may join 2 cardboards (one as a base support and other on the top for sides support and blank in the centre for your photo). While joining the parts you can keep one side open so that you can put your photo inside.



COMPUTER APPLICATION

Project:

Create a poster of Disadvantages of Trees using MS-Paint software and bring a printout on A4 sheet.

Material Required:

- Software : MS-Paint
(Using tools like shapes, eraser, colors)
- A4 sheet

Refers:

- Internet
- Books
- News paper